

HSBC MSCI Indonesia UCITS ETF

Fund Overview

March 2021



The strategy at a glance

The HSBC MSCI Indonesia UCITS ETF aims to replicate the performance of the MSCI Indonesia Index, while focusing on minimising the tracking difference between the fund and the index. This is done through an easy and cost-efficient approach harnessing HSBC's expertise in passive investing.

About the Index

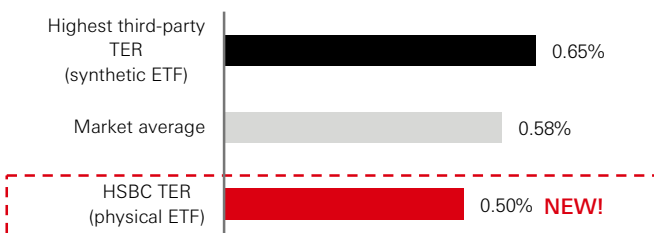
The MSCI Indonesia provides direct access to large and mid cap companies, representing about 85% of the Indonesian equity universe.

Dividend Yield	3.05%
No. of constituents	22


Source: MSCI, as at end of January 2021.

Cost efficiency in practice

- ◆ As we recognise that the macroeconomic conditions are in place for emerging markets to thrive, in March 2021, we reduced the cost of our HSBC MSCI Indonesia UCITS ETF to 0.50%
- ◆ Our ETF is the cheapest in the market that offers exposure to Indonesian equities



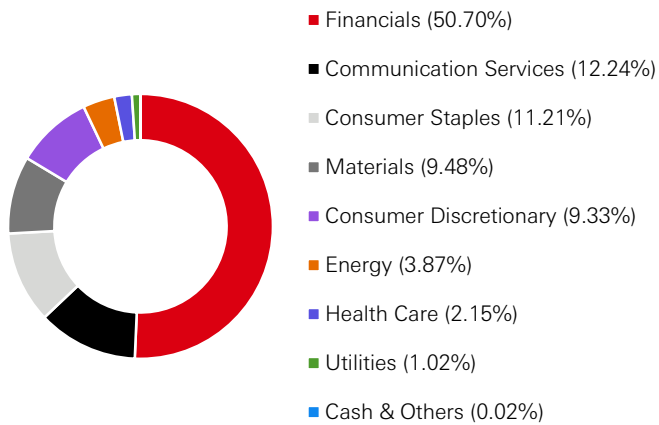
The strength of our ETF

-  **Competitive pricing:** Our physically replicated ETF offers cost efficient access to Indonesian equities (TER of 0.50%)
-  **Dedicated teams:** Our approach leverages our global equity dealing team, ensuring on-the-ground expertise and insights
-  **Long track record:** Strong track record of close tracking and minimising costs
-  **Proprietary resources:** Robust in-house systems, including proprietary portfolio modelling and risk analytics, designed to support efficient investment processes and aim for superior tracking
-  **Enhanced valuations:** Deconstructed alongside the index each day by price, income and corporate action, ensuring we do not miss out on any entitlement that the fund is due
-  **Emerging market expertise:** Leverages HSBC's strong on-the-ground presence in key developing markets, offering unparalleled local access and insight

The performance figures displayed in the document relate to the past and past performance should not be seen as an indication of future returns.

Source: Bloomberg and HSBC Global Asset Management, as at March 2021. Market average and TER comparisons have been computed by looking at the TER of the main Europe-domiciled ETFs tracking the same benchmark. The views expressed above were held at the time of preparation and are subject to change without notice. Representative overview of the investment process, which may differ by product, client mandate or market conditions. Characteristics and weightings are for information only, are not guaranteed and are subject to change over time, and without prior notice, taking into account any changes in markets.

Sectoral allocations of the Fund¹



Fund details¹

Benchmark	MSCI Indonesia Net Index (NDEUINF)	
TER²	0.50%	
Registration	CH, DE, ES, FR, IE, IT, LU, NL, PT, SE, SG, UK	
Listings / Ticker	London Stock Exchange	Borsa Italiana
	HIDR LN (GBP)	HIDD IM (EUR)
	HIDD LN (USD)	Xetra
Listings / Ticker	SIX Swiss	H4ZT GY (EUR)
	HIDR SW (USD)	
ISIN	IE00B46G8275	
Holdings	22	
Inception date	28 March 2011	
Base currency	USD	
Fund domicile	Ireland	
Fund manager	HSBC Global Asset Management (UK) Ltd	
AUM	USD 52.22 million	
Replication method	Physical replication	
Dividend treatment/frequency	Distribution/Semi-annual	

1. Source: HSBC Global Asset Management, as at 31 January 2021.

2. As at 1 March 2021.

Characteristics and weightings are for information only, are not guaranteed and are subject to change over time, and without prior notice, taking into account any changes in markets. Allocation is as at the date indicated, may not represent current or future allocation and is subject to change without prior notice.

Key risks

The value of an investment in the portfolios and any income from them can go down as well as up and as with any investment you may not receive back the amount originally invested.

- ◆ **Counterparty Risk** The possibility that the counterparty to a transaction may be unwilling or unable to meet its obligations.
- ◆ **Derivatives Risk** Derivatives can behave unexpectedly. The pricing and volatility of many derivatives may diverge from strictly reflecting the pricing or volatility of their underlying reference(s), instrument or asset.
- ◆ **Exchange Rate Risk** Changes in currency exchange rates could reduce or increase investment gains or investment losses, in some cases significantly.
- ◆ **Index Tracking Risk** To the extent that the Fund seeks to replicate index performance by holding individual securities, there is no guarantee that its composition or performance will exactly match that of the target index at any given time ("tracking error").
- ◆ **Investment Leverage Risk** Investment Leverage occurs when the economic exposure is greater than the amount invested, such as when derivatives are used. A Fund that employs leverage may experience greater gains and/or losses due to the amplification effect from a movement in the price of the reference source.
- ◆ **Liquidity Risk** Liquidity Risk is the risk that a Fund may encounter difficulties meeting its obligations in respect of financial liabilities that are settled by delivering cash or other financial assets, thereby compromising existing or remaining investors.
- ◆ **Operational Risk** Operational risks may subject the Fund to errors affecting transactions, valuation, accounting, and financial reporting, among other things.



The risk and reward indicator is based on historical data and may not be a reliable indication of the future risk profile of the Fund. The risk and reward category shown is not guaranteed to remain unchanged and may shift over time. The lowest category does not mean a risk-free investment.

The rating is based on price volatility over the last five years, and is an indicator of absolute risk. Historical data may not be a reliable indication for the future. The rating is not guaranteed to remain unchanged and the categorisation may shift over time. The lowest rating does not mean a risk-free investment. Do not run any unnecessary risk. Read the Key Investor Information Document. The fund invests in instruments of high level of volatility. The value of investments can go up as well as down.

Important information

This document is distributed by HSBC Global Asset Management and is only intended for professional investors as defined by MIFID. The information contained herein is subject to change without notice. All non-authorised reproduction or use of the commentary and analysis will be the responsibility of the user and will be likely to lead to legal proceedings. This email and the documents provided have no contractual value and are not by any means intended as a solicitation, nor an investment advice for the purchase or sale of any financial instrument. The commentary and analysis presented in these materials reflect the opinion of HSBC Global Asset Management on the markets, according to the information available to date. They do not constitute any kind of commitment from HSBC Global Asset Management. Consequently, HSBC Global Asset Management will not be held responsible for any investment or disinvestment decision taken on the basis of the commentary and/or analysis in these documents. All data from HSBC Global Asset Management (France) unless otherwise specified. Any third party information has been obtained from sources we believe to be reliable, but which we have not independently verified.

Capital is not guaranteed. Those ETF must be considered as speculative

The HSBC ETFs are sub-funds of HSBC ETFs plc ("the Company"), an investment company with variable capital and segregated liability between sub-funds, incorporated in Ireland as a public limited company, and is authorised by the Central Bank of Ireland. The company is constituted as an umbrella fund, with segregated liability between sub-funds. Shares purchased on the secondary market cannot usually be sold directly back to the Company. Investors must buy and sell shares on the secondary market with the assistance of an intermediary (e.g. a stockbroker) and may incur fees for doing so. In addition, investors may pay more than the current Net Asset Value per share when buying shares and may receive less than the current Net Asset Value per Share when selling them.

For investors in France: All applications are made on the basis of the current HSBC ETFs plc prospectus, the relevant Key Investor Information Document ('KIID'), and supplement, and most recent annual and semi-annual reports, which can be obtained on our website : www.etf.hsbc.com/fr or upon request free of charge from CACEIS BANK , the centralising correspondent in France, 1/3 place Valhubert, 75013 Paris. Investors and potential investors should read and note the risk warnings in the prospectus, relevant key Investor Information Document ('KIID') and fund supplement.

For investors in Netherlands: All applications are made on the basis of the current HSBC ETFs plc prospectus, the relevant Key Investor Information Document ('KIID'), and Fund supplement, and most recent annual and semi-annual reports, which can be obtained on our Internet website : <http://www.assetmanagement.hsbc.com/kiid?lang=en&country=gb> or upon request free of charge from HSBC Global Asset Management (UK) Limited, 8 Canada Square, Canary Wharf, London, E14 5HQ. UK. Investors and potential investors should read and note the risk warnings in the prospectus, relevant key Investor Information Document ('KIID') and fund supplement.

Restrictions: The shares in HSBC ETFs plc have not been and will not be offered for sale or sold in the United States of America, its territories or possessions and all areas subject to its jurisdiction, or to United States Persons. Affiliated companies of HSBC Global Asset Management (UK) Limited may make markets in HSBC ETFs plc. The funds or securities referred to herein are not sponsored, endorsed, or promoted by MSCI, and MSCI bears no liability with respect to any such funds or securities or any index on which such funds or securities are based. The Supplement to the Prospectus contains a more detailed description of the limited relationship MSCI has with HSBC ETFs plc and any related funds.

Source: MSCI. The MSCI information may only be used for your internal use, may not be reproduced or disseminated in any form and may not be used as basis for or a component of any financial instruments or products or indices. None of the MSCI information is intended to constitute investment advice or a recommendation to make (or refrain from making) any kind of investment decision and may not be relied on as such. Historical data and analysis should not be taken as an indication or guarantee of any future performance analysis, forecast or prediction. The MSCI information is provided as an "as is" basis and the user of this information assumes the entire risk of any use made of this information. MSCI, each of its affiliates and each other person involved in or related to compiling, computing or creating any MSCI information (collectively 'the MSCI Parties') expressly disclaims all warranties (including, without limitation, all warranties of originality, accuracy, completeness, timeliness, non-infringement, merchantability and fitness for a particular purpose) with respect to this information. Without limiting any of the foregoing, in no event shall any MSCI Party have any liability for any direct, indirect, special, incidental, punitive, consequential (including, without limitation, lost profits) or any other damages. (www.msclub.com). If you have any doubts about the suitability of this investment, you should contact an independent financial adviser

HSBC Global Asset Management is a group of companies in many countries and territories throughout the world that are engaged in investment advisory and fund management activities, which are ultimately owned by HSBC Holdings Plc. (HSBC Group). HSBC Global Asset Management is the brand name for the asset management business of HSBC Group. The above communication is distributed by the following entities:

- in Sweden, Norway, Finland, Denmark by HSBC Global Asset Management (France), a Portfolio Management Company authorised by the French regulatory authority AMF (no. GP99026) and through the Stockholm branch of HSBC Global Asset Management (France), regulated by the Swedish Financial Supervisory Authority (Finansinspektionen);
- in France, Netherlands, Luxembourg, Belgium by HSBC Global Asset Management (France), a Portfolio Management Company authorised by the French regulatory authority AMF (no. GP99026);
- in Italy, Spain, Portugal by HSBC Global Asset Management (France), a Portfolio Management Company authorised by the French regulatory authority AMF (no. GP99026) and through the Italian and Spanish branches of HSBC Global Asset Management (France), regulated respectively by Banca d'Italia and Commissione Nazionale per le Società e la Borsa (Consob) in Italy, and the Comisión Nacional del Mercado de Valores (CNMV) in Spain;

HSBC Global Asset Management (France) - 421 345 489 RCS Nanterre. Portfolio management company authorised by the French regulatory authority AMF (no. GP99026) with capital of 8.050.320 euros.

Postal address: 38 avenue Kléber 75116 PARIS

Offices: Immeuble Coeur Défense - 110 esplanade du Général de Gaulle - La Défense 4 - 92400 Courbevoie – France

www.assetmanagement.hsbc.com/fr

Non contractual document, updated in March 2021.

Copyright : All rights reserved © HSBC Global Asset Management (France), 2021

AMFR_2021_EXT_FO_0181. Expires: 03/2022